

4000 Series 4012-46TWG2A Diesel Engine – Electropak

Non-Emissions compliant


1166 kWm 1500 rpm

1166 kWm 1800 rpm

The new 4012-46TWG engine has been developed using the latest engineering techniques and builds on the strengths of the already very successful 4012 Series family and addresses today's uncompromising demands within the power generation industry. Developed from a proven heavy-duty industrial base these products offer superior performance and reliability.

The 4012-46TWG2A is a turbocharged and air-to-water charge-cooled, 12 cylinder diesel engine which offers a choice of temperate or tropical cooling. Its premium features provide exceptional power-to-weight ratio resulting in exceptional fuel consumption.

The overall performance and reliability characteristics makes this one of the prime choices for today's power generation industry.



Economic power

- Individual 4 valve per cylinder give optimised gas flows, while unit fuel injectors ensure ultra fine fuel atomisation and hence controlled rapid combustion for efficiency and economy
- Commonality of components with other engines in the 4000 Series family allows reduced parts stocking levels for the end users

Reliable power

- Developed and tested using latest engineering techniques
- Piston temperatures are controlled by an advanced gallery jet cooling system
- All engines are tolerant of a wide range of temperatures without derate
- Service is provided through the extensive Perkins network of distributors and dealers worldwide

Clean, efficient power

- Exceptional power to weight ratio and compact size for easier transportation and installation
- Designed to provide excellent service access for ease of maintenance

- Engines designed to comply with major international standards
- Low gaseous emissions for cleaner operation

Product support

- Perkins actively pursues product support excellence by ensuring our distribution network invest in their territory – strengthening relationships and providing more value to you, our customer
- Through an experienced global network of distributors and dealers, fully trained engine experts deliver total service support around the clock, 365 days a year. They have a comprehensive suite of web based tools at their fingertips covering technical information, parts identification and ordering systems, all dedicated to maximising the productivity of your engine
- Throughout the entire life of a Perkins engine, we provide access to genuine OE specification parts and service. We give 100% reassurance that you receive the very best in terms of quality for lowest possible cost .. wherever your Perkins powered machine is operating in the world

This engine does not comply with harmonized international regulated emissions limits.

Engine Speed (rev/min)	Type of Operation	Typical Generator Output (Net)		Engine Power			
				Gross		Net	
		kVA	kWe	kWm	bhp	kWm	bhp
1500	Baseload Power	989	791	891	1194	833	1117
	Prime Power	1250	1000	1113	1492	1055	1414
	Standby (maximum)	1385	1108	1224	1641	1166	1563
1800	Baseload Power	989	791	891	1194	833	1117
	Prime Power	1250	1000	1113	1492	1055	1414
	Standby (maximum)	1375	1100	1224	1641	1166	1563

The above ratings represent the engine performance capabilities guaranteed within plus or minus 3% at the reference conditions equivalent to those specified in ISO 8528/1, ISO 3046/1, BS 5514/1.

Rating conditions: 25°C air inlet temperature, barometric pressure 100 kPa, relative humidity 30%. Please consult your distributor or the factory for ratings in other ambient conditions. *Note: For full ratings please refer to Perkins Engines Company Limited. All electrical ratings are based on an average alternator efficiency and a power factor of 0.8. Fuel specification: BS2869: Class A2.*

Rating Definitions

Baseload Power: Power available for continuous full load operation. No overload is permitted. **Prime Power:** Power available for variable load with an average load factor not exceeding 80% of the prime power rating in any 24 hour period. Overload of 10% permitted for 1 hour in every 12 hours operation. **Standby (maximum):** Power available at variable load in the event of a main power network failure up to a maximum of 500 hours per year. No overload is permitted.

Photographs are for illustrative purposes only and may not reflect final specification.


All information in this document is substantially correct at time of printing and may be altered subsequently.
Publication No. PN1853/10/13 Produced in England ©2013 Perkins Engines Company Limited

 **Perkins®**

THE HEART OF EVERY GREAT MACHINE

4000 Series 4012-46TWG2A Diesel Engine – ElectropaK Non-Emissions compliant

1166 kWm 1500 rpm
1166 kWm 1800 rpm



Standard ElectropaK specification

Air inlet

- Mounted air filters and turbochargers

Fuel system

- Direct fuel injection system with fuel lift pump
- Governing to ISO 8528-5 class G3 with isochronous capability
- Full-flow spin-on fuel oil filters

Lubrication system

- Wet sump with filler and dipstick
- Full-flow spin-on oil filters
- Engine jacket water/lub oil temperature stabiliser

Cooling system

- Two twin thermostats
- System designed for ambients up to 50°C
- Powder coated radiator comprising: water radiator; fuel oil cooling (optional); all pipes, hoses and clips; fan; pulleys; fan belts and safety guards

Electrical equipment

- 24 volt starter motor and 24 volt alternator with integral regulator and DC output
- Overspeed switch and magnetic pickup
- Turbine inlet temperature shutdown switch
- Twin high coolant temperature shutdown switches
- Twin low oil pressure shutdown switches

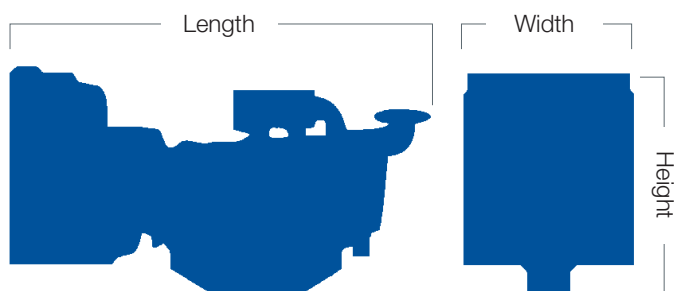
Flywheel and housing

- Flywheel to SAE J620 size 18
- SAE 00 flywheel housing

Optional equipment

Choice of temperate or tropical radiators available dependant on operational cooling requirements
Fuel oil cooler integral to the radiator assembly
Immersion heater with thermostat

Note: This list is not exhaustive, further options will be available at the product's introduction



See 'General data – Dimensions' below

Engine Speed	Fuel Consumption			
	1500 rev/min		1800 rev/min	
	g/kWh	l/hr	g/kWh	l/hr
Standby	213	288	220	298
Prime Power	212	259	217	266
Continuous Baseload	214	207	216	209
75% of Prime Power	216	196	tbc	tbc
50% of Prime Power	233	143	tbc	tbc

General data

Number of cylinders	12
Cylinder arrangement	60° Vee form
Bore and stroke.....	160 x 190 mm
Displacement	45.842 litres
Induction system	Turbocharged and air to water charge cooled
Cycle.....	4 stroke
Combustion system.....	Direct injection
Compression ratio	13.6:1
Rotation.....	Anti-clockwise, viewed from flywheel end
Cooling system.....	Water-cooled
Firing order	1A, 6B, 5A, 2B, 3A, 4B, 6A, 1B, 2A, 5B, 4A, 3B
Total lubrication system capacity.....	177 litres
	Temperate Tropical
Total coolant capacity	196 litres 201 litres
Total weight (dry).....	5220 kg 5283 kg
Dimensions – Length	3714 mm 3714 mm
Width	1780 mm 1978 mm
Height	2255 mm 2255 mm

Final weight and dimensions will depend on completed specification

Photographs are for illustrative purposes only and may not reflect final specification.

All information in this document is substantially correct at time of printing and may be altered subsequently.
Publication No. PN1853/10/13 Produced in England
©2013 Perkins Engines Company Limited

Perkins Engines Company Limited

Peterborough PE1 5FQ
United Kingdom
Telephone +44 (0)1733 583000
Fax +44 (0)1733 582240

www.perkins.com



THE HEART OF EVERY GREAT MACHINE